



ಬೃಹತ್ ಬೆಂಗಳೂರು ಮಹಾನಗರ ಪಾಲಿಕೆ  
Bruhat Bengaluru Mahanagara Palike









# BBMP COVID-19 WAR ROOM 11.06.2023

BBMP / COVID-19 WAR ROOM / BULLETIN – 1175/ 11.06.2023 / #BBMPfightsCOVID19



# OVERVIEW OF COVID-19 IN BENGALURU

 <h2>CASE TRENDS</h2> <p>ACTIVE CASES <b>31</b></p> <p><u>Confirmed Cases</u> <b>1</b> 18,86,812<sup>#</sup></p> <p><u>Recovered Cases</u> <b>10</b> 18,69,780<sup>#</sup></p> <p><u>Death Cases</u> <b>0</b> 17,001<sup>#</sup></p>	 <h2>HOSPITALIZATION</h2> <p><b>0</b></p> <p><u>ICU – V</u>    <u>ICU</u>    <u>HDU</u>    <u>General</u></p> <p>-                    -                    -                    -</p> <p>INCLUDES GOVT. QUOTA AND PRIVATE WALK-IN HOSPITALIZATION</p>	
 <h2>VACCINATION</h2> <p><b>20</b>    2,07,01,039<sup>#</sup></p> <p><u>First Dose</u>    <u>Second Dose</u>    <u>Precaution Dose</u></p> <p><b>2</b>                    <b>10</b>                    <b>8</b></p> <p>96,89,923<sup>#</sup>                    96,18,715<sup>#</sup>                    14,99,408<sup>#</sup></p>	 <h2>TRIAGING</h2> <p><u>MTU</u></p> <p><b>0</b></p> <p><u>Tele Triage</u></p> <p><b>0</b></p>	 <h2>ACTIVE CZs</h2> <p><b>0</b></p> <p><u>MCZs (&lt; 5 cases)</u></p> <p><b>0</b></p> <p><u>Clusters (&gt; 5 cases)</u></p> <p><b>0</b></p>
 <h2>TESTING</h2> <p><b>602</b>    3,24,33,583<sup>#</sup></p> <p><u>RAT</u>                    <u>RTPCR</u></p> <p><b>222</b>                    <b>380</b></p> <p><u>Positivity :0.66%</u> <small>*FOR LAST 7 DAYS</small></p>		

# : indicates cumulative numbers till date



# ABSTRACT OF COVID-19 SCENARIO IN BENGALURU



	MALE			FEMALE			TRANSGENDER			TOTAL		
	Last 24 Hours	Last 7 Days	Cumulative	Last 24 Hours	Last 7 Days	Cumulative	Last 24 Hours	Last 7 Days	Cumulative	Last 24 Hours	Last 7 Days	Cumulative
<b>Positive Cases</b>	1	28	11,11,966	0	22	7,74,650	0	0	196	1	50	18,86,812
<b>Recovered Cases</b>	6	28	10,99,610	4	32	7,69,040	0	0	187	10	60	18,69,780
<b>Death Cases</b>	0	0	10,770	0	0	6,227	0	0	4	0	0	17,001
<b>Total Tests Done</b>	<b>In Last 24 hrs. : 602</b>			<b>In last 7 days : 7,579</b>			<b>Cumulative : 3,24,33,583</b>					
<b>Vaccine Doses Administered</b>	<b>In Last 24 hrs. : 20</b>			<b>In last 7 days : 82</b>			<b>Cumulative : 2,07,01,039</b>					
<b>ACTIVE CASES</b>									<b>31</b>			

\*Covid deaths occurred today : 00 | Covid deaths occurred beyond last 24hrs., reported today : 00

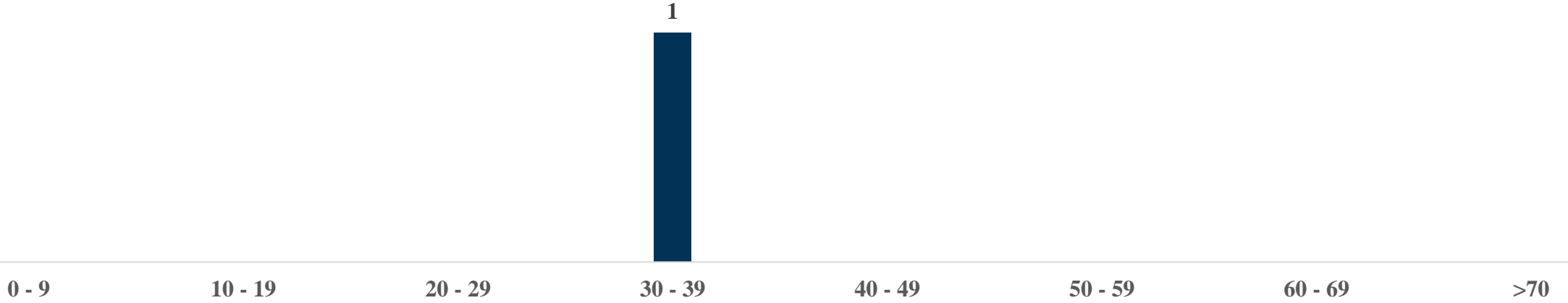


# LAST 24 HOURS AGE GROUP AND GENDER WISE DISTRIBUTION

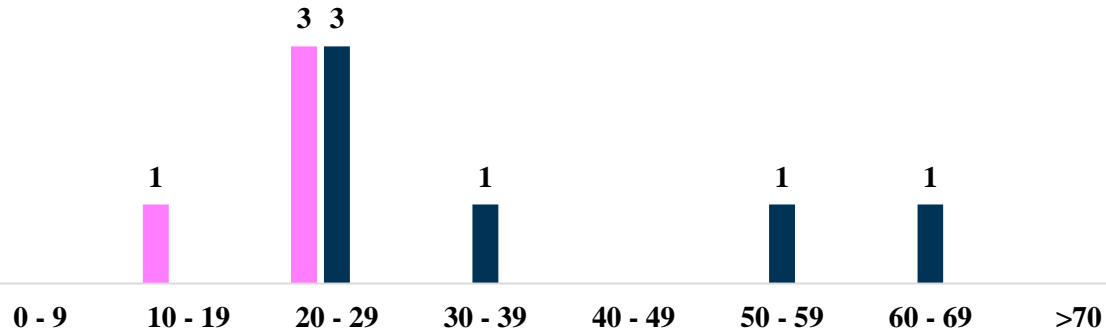


## Positive Cases : 1

Female Male Transgender



## Recovered Cases : 10



## Death Cases : 0

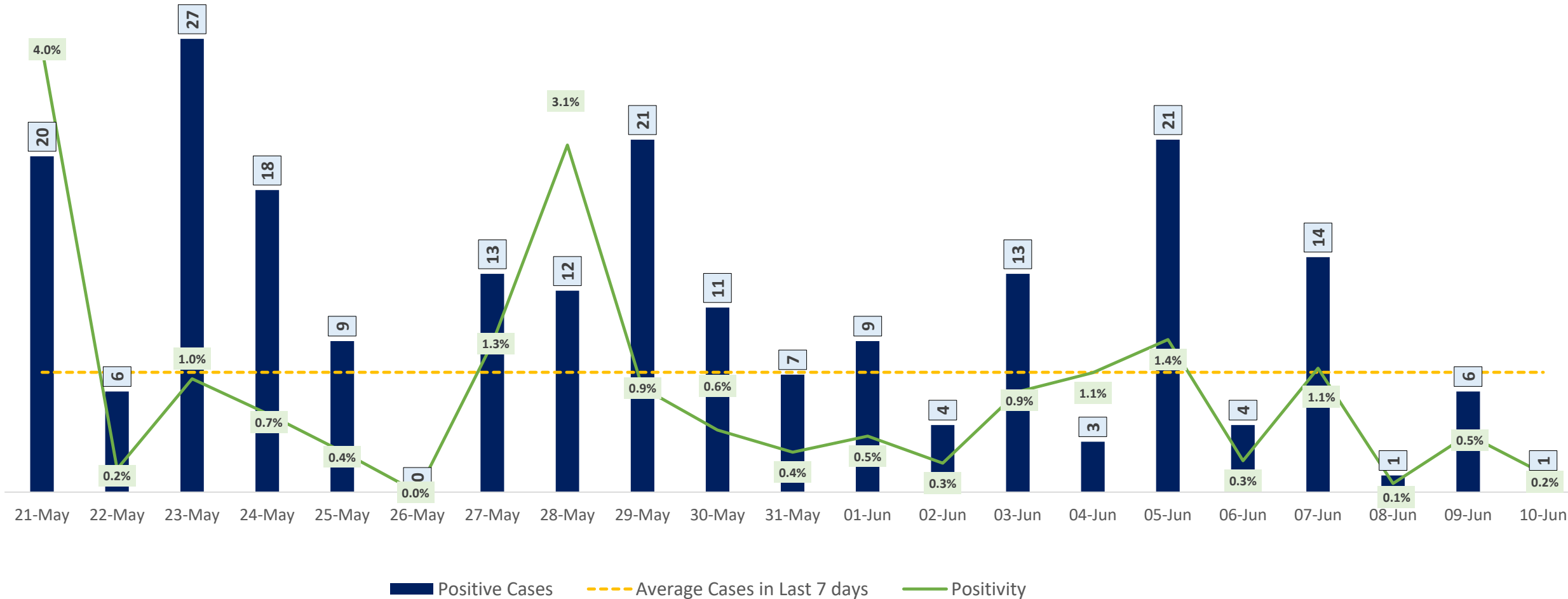




# POSITIVITY RATE OF BENGALURU – LAST 21 DAYS



Average Cases in Last 7 days : 7

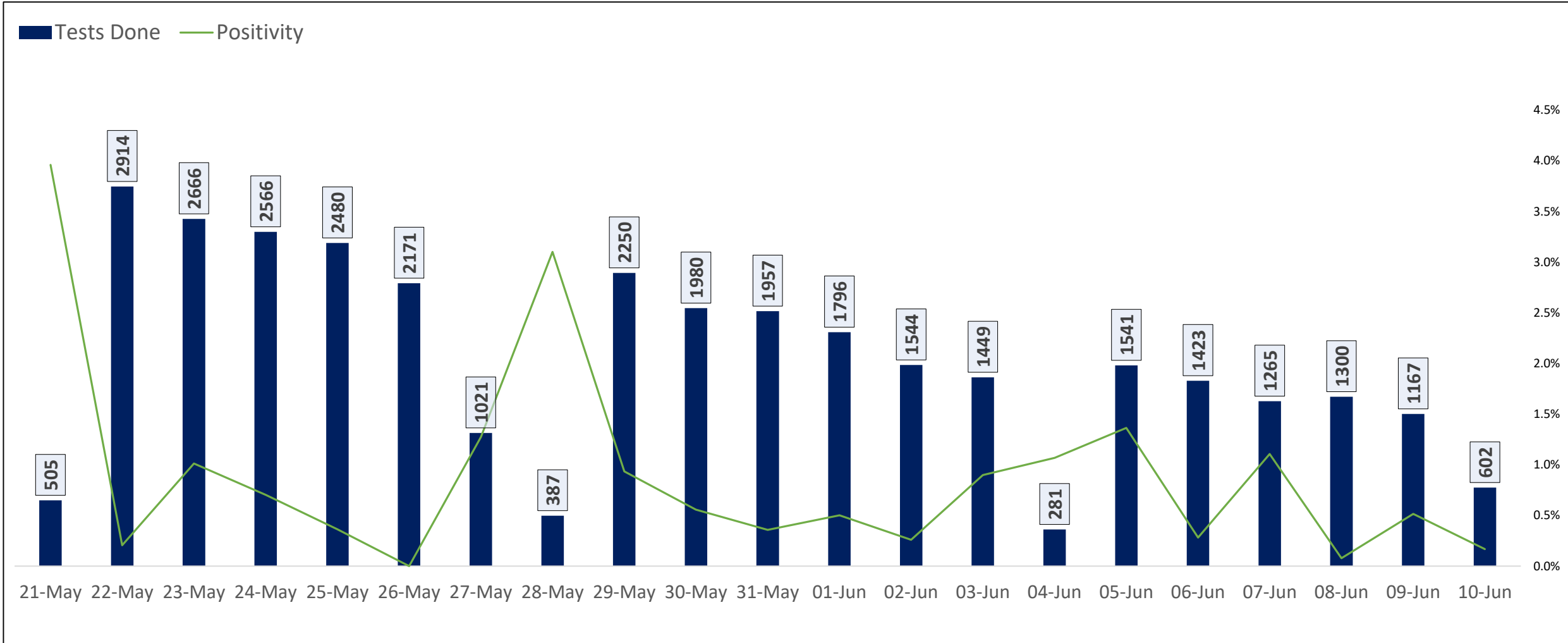




# TESTING TRENDS IN BENGALURU

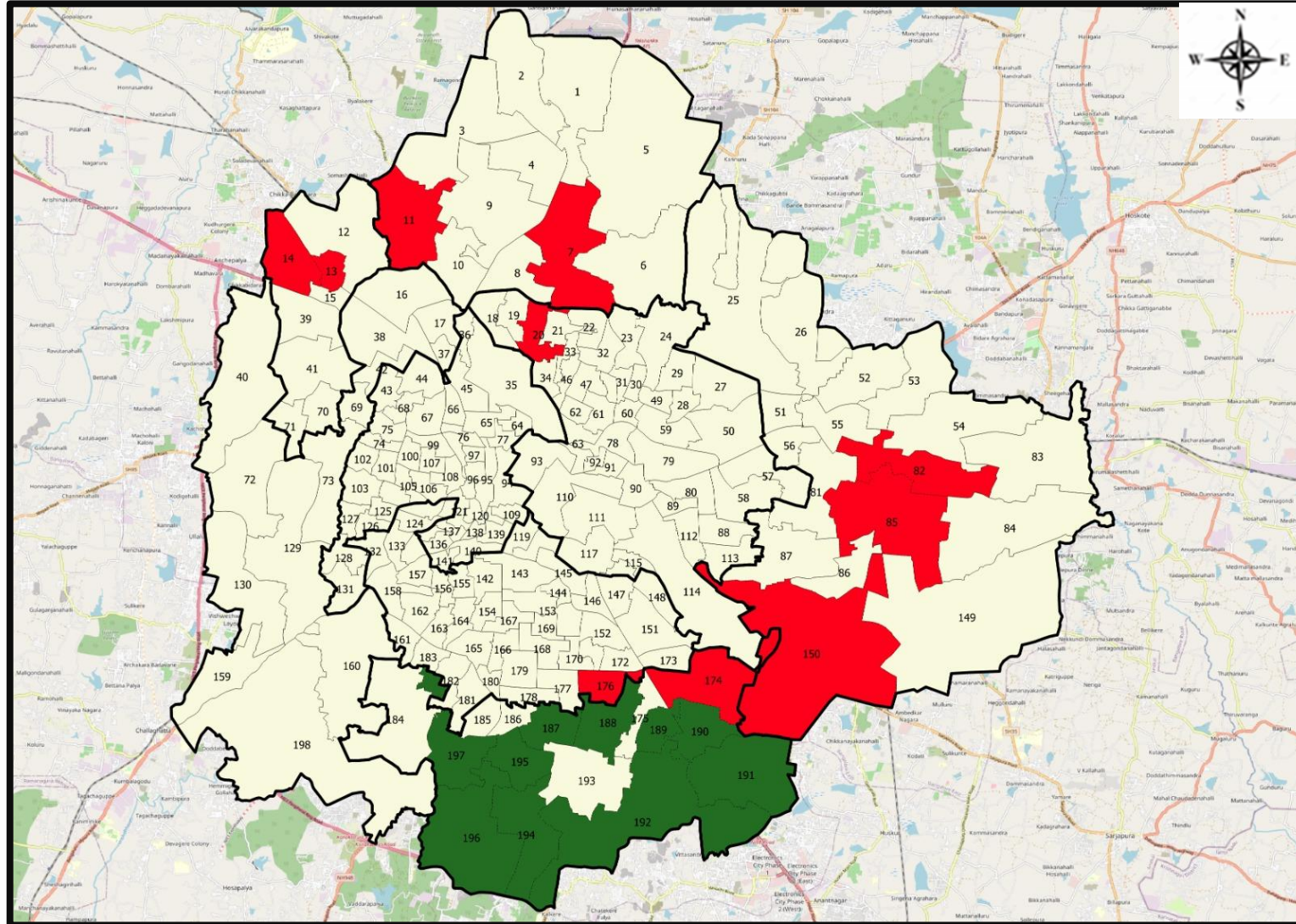


Total Test Conducted Till Date	Test Conducted Last 24 hours	Last 7 Days Average
3,24,33,583	602	1,083





# BENGALURU URBAN MAP SHOWING TREND OF POSITIVE CASES IN LAST 7 DAYS



## Top 10 wards reporting highest number of positive cases in last 10 days

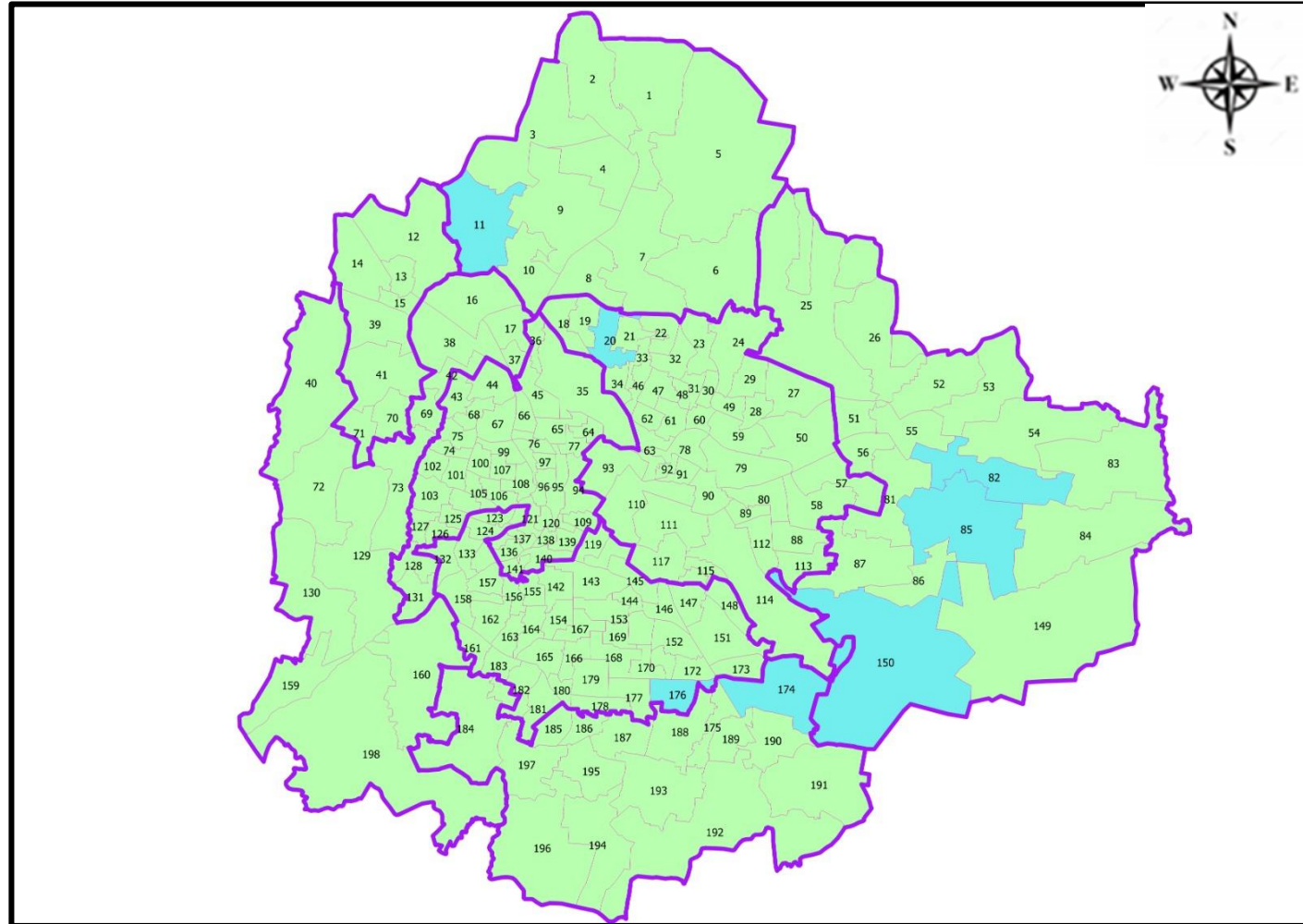
Ward No.	Ward Name	Daily Cases Average
150	Bellanduru	1
11	Kuvempu Nagar	1
20	Ganga Nagar	1
82	Garudachar Palya	1
85	Dodda Nekkundi	1
174	HSR Layout	1
176	B T M Layout	1
7	Byatarayanapura	1
13	Mallasandra	1
14	Bagalakunte	1







## Top 10 wards reporting least number of positive cases in last 7 days

Ward No.	Ward Name	Daily Cases Average
197	Vasanthpura	0
196	Anjanapura	0
195	Konanakunte	0
194	Gottigere	0
192	Begur	0
191	Singasandra	0
190	Mangammanapalya	0
189	Hongasandra	0
188	Bilekhali	0
187	Puttenahalli	0



# BENGALURU MAP SHOWING INTENSITY OF POSITIVE CASES IN LAST 7 DAYS



-  Level 1 : 0 to 1 Cases
-  Level 2 : 1 to 3 Cases
-  Level 3 : 3 to 5 Cases
-  Level 4 : 5 to 10 Cases
-  Level 5 : More than 10 Cases
-  Zone Boundaries

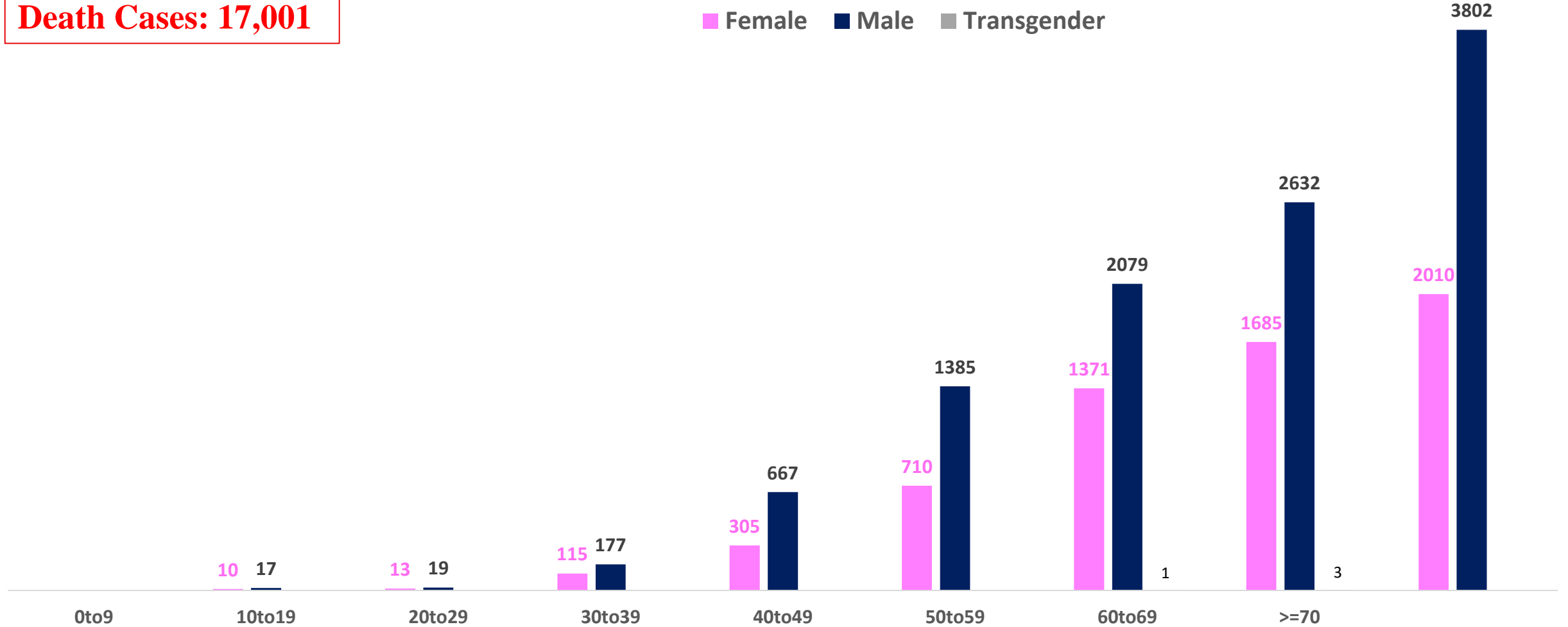




# AGE AND GENDER WISE DISTRIBUTION OF DEATH CASES



**Death Cases: 17,001**





# SNAPSHOT OF COVID-19 CASES IN BENGALURU URBAN



**Total Wards With  
< = 1 Cases\* :  
174**

**Tests Conducted  
on 10.06.2023:  
602**

**Recovery  
Rate\*:  
99.10%**

**Total  
Active Cases :  
31**

**Total Vaccinated  
on 10.06.2023:  
20**





**Positivity  
Rate\* :  
0.66%**

**Active  
Rate\*:  
0.00%**

**Case  
Fatality Rate\* :  
0.00%**

\*Total positive cases In the past 7 days

\*CFR and positivity is for Past 7 days

<b>Download BBMP Bulletin</b>	<a href="https://apps.bbmpgov.in/covid19/mediabulletin.php">https://apps.bbmpgov.in/covid19/mediabulletin.php</a>
<b>To register for vaccination :</b>	<a href="https://selfregistration.cowin.gov.in/">https://selfregistration.cowin.gov.in/</a>
<b>BBMP COVID19 Dashboard:</b>	<a href="https://apps.bbmpgov.in/covid19/">https://apps.bbmpgov.in/covid19/</a>
<b>Follow us on:</b>	 <a href="http://www.facebook.com/bbmp.comm1/">www.facebook.com/bbmp.comm1/</a>
	 <a href="https://twitter.com/BBMPCOMM">twitter.com/BBMPCOMM</a>
	  <a href="https://www.instagram.com/BBMPSplHealth">BBMPSplHealth</a>

Issued by:

Honorable Chief Commissioner, BBMP  
Special Commissioner Health, BBMP  
MD, Bengaluru Smart City Limited

**THANK YOU !**

